

# Hand Vacuum/Pressure Pumps

## Hand Vacuum Pumps

Mityvac offers a selection of five basic hand-held vacuum/pressure pump models, one Silverline and four Selectline. Each is featured in the chart below, and differentiated by a combination of features and options described on the previous pages. By offering such a wide selection, you can maximize the value and performance of your hand pump by choosing the exact features that best meet the requirements of your application.



| Model No.                    | MV8510   | MV8030                       | MV8010                                 | MV8255                                     | MV8121                                 |
|------------------------------|--|------------------------------|--|--|--|
| Description                  | Silverline Vacuum/Pressure Pump, 16cc w/ gauge | Selectline Vacuum Pump, 16cc | Selectline Vacuum Pump, 16cc, w/ gauge | Selectline Vacuum Pump, 16cc, w/ gauge, DC | Selectline Superpump Vacuum Pump, 32cc |
| Material                     | Zinc/Aluminum                                  | PVC                          |  |  |  |
| Vol./Stroke                  | 1 cu. in. (16cc)                               |                              |  |  | 2 cu. in. (32cc)                       |
| Gauge <sup>1</sup>           | Yes  | No                           | Yes                                    |  | No                                     |
| Dual Converter <sup>2</sup>  | Yes  | No                           |  | Yes  | No                                     |
| Weight                       | 2.5 lbs (1.3 kg)                               | 6.9 oz (194 g)               | 11 oz (313 g)                          | 11.5 oz (326 g)                            | 11.7 oz (332 g)                        |
| Max. Vacuum                  | 25 in Hg (85 kPa)                              |                              |  |  |  |
| Max. Pressure <sup>2</sup>   | 30+ psi (207+ kPa)                             | N/A                          |  | 30 psi (207 kPa)                           | N/A                                    |
| Maintenance Kit <sup>3</sup> | MVM8900  | MVM8901                      |  | MVM8903                                    | MVM8902                                |
| Replacement Gauge            | MVA6176  | N/A                          | MVA6178                                | MVA6181                                    | N/A                                    |

<sup>1</sup> Mityvac vacuum gauges are scaled 0 - 30 inches of Mercury (0 - 100 kPa). Compound gauges included on dual vacuum/pressure converter pumps are scaled 0 - 30 psi (0 - 200 kPa) pressure, and 0 - 30 inches of Mercury (0 - 100 kPa) vacuum.

<sup>2</sup> All Mityvac pumps produce vacuum at the front port. Dual converter pumps are capable of producing vacuum or pressure at the front port. A rotating knob on the side of the pump allows the operator to switch between vacuum and pressure. Dual converter pumps include a compound gauge for indicating levels of both.


<sup>3</sup> Maintenance kits include components necessary to perform routine maintenance on Mityvac pumps. Other service parts are available and indicated in the pump service manual.

\*Refer to the Mityvac pump introduction (pages 2 and 3) for information on features and options indicated above.

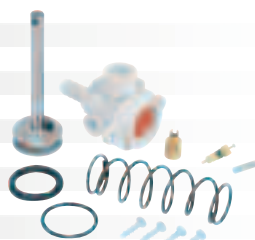
\*\*All Mityvac pump vacuum/pressure ports fit standard 1/4" (6.4 mm) ID tubing.

\*\*\*Models listed in the chart above are individually packaged. Special 100 piece bulk packaging is available for pump model MV8030. Contact your Lincoln/Mityvac sales or customer service representative for details.

For accessories, see pages 29 - 32.




MVM8900



MVM8901



MVM8902



MVM8903



MVA6176



MVA6178



MVA6181

See pages 29-32 for hand pump accessories.